DN SOLUTIONS

HIGH PRODUCTIVITY VERTICAL MACHINING CENTER

DNM 750Ⅱ

DNM 750Ⅱ
DNM 750LⅡ





DNM 750II series

Designed as high productivity vertical machining centers, the DNM 750 II and DNM 750L II have a rigid structure and are equipped with either directly-coupled, built-in or belt-driven spindles.
An oil cooler system is supplied as a standard enabling the machines to be used continuously, at high speed, over long periods of time. The oil is cooled in the cooler system before being circulated around the spindle head and ball screw nut to minimize thermal displacement and deliver high-precision cutting.
The Ez work functions in the machines' control systems ensure efficient and trouble-free job set ups and machining operations.

CONTENTS

Product Overview

Basic Information

04 Basic Structure
04 Table
05 Spindle
05 Tool Change System

Detailed Information

06 Standard / Optional Specifications
07 Peripheral Equipment
08 FANUC i PLUS
10 Power | Torque
11 External Dimensions
12 Machine Specification

Customer Support Service

13 Why DN Solutions
14 Customer Support and Services
15 Global Network



THE LARGEST CUTTING AREA IN THEIR CLASS

- The X-axis travel distance, table size and maximum table load have all been increased allowing larger and heavier workpieces to be machined.

HIGH PRODUCTIVITY MACHINES FOR HIGHLY STABLE MACHINING PERFORMANCE

- Spindle cooling and ball screw cooling systems are supplied as standard to ensure reliable and repeatable machining performance.

EASY OPERATION OF CNC SYSTEM

- Fast, efficient and error-free operation
- The Ez work functions are user friendly and are easy-to-use.



BASIC STRUCTURE

The machines' rigid column design ensures highly-stable machining performance.
Larger workpieces can be machined by extending the X-axis stroke.

The DNM 750L II uses four-row Roller guideways in the Y-axis that eliminate overhang and provide optimum stability.

(DNM 750 II has two-row Roller guideways.)

Traver distance (X x Y x Z axis)

DNM 750 II
1630 / 762 / 650 mm
(64.2 x 30.0 x 25.6 inch)

DNM 750L II
2160 / 762 / 650 mm
(85.0 x 30.0 x 25.6 inch)

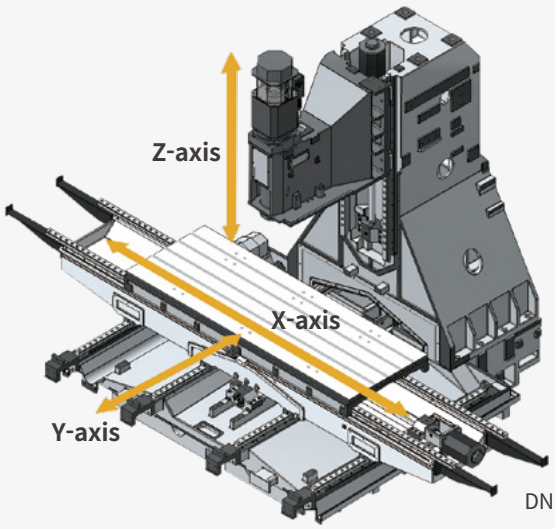

DNM 750L II

Rapid traverse rate (X / Y / Z axis)

DNM 750 II
30 / 30 / 24 m/min
(1181.1 / 1181.1 / 944.9 ipm)

DNM 750L II
24 / 24 / 24 m/min
(944.9 / 944.9 / 944.9 ipm)

Axis system

Roller LM guideways are used as standard on all axes to improve rigidity.

Roller LM guideway life is twice that of Ball LM guideways.



TABLE

The machines offer a wide range cutting capacities and capabilities, and can handle a range of large workpieces.

Table size (A x B)

DNM 750 II
1630 x **760** mm
(64.2 x 29.9 inch)

DNM 750L II
2160 x **760** mm
(85.0 x 29.9 inch)

Max. weight on table

DNM 750 II
1500 kg
(3306.9 lb)

DNM 750L II
1800 kg
(3968.3 lb)

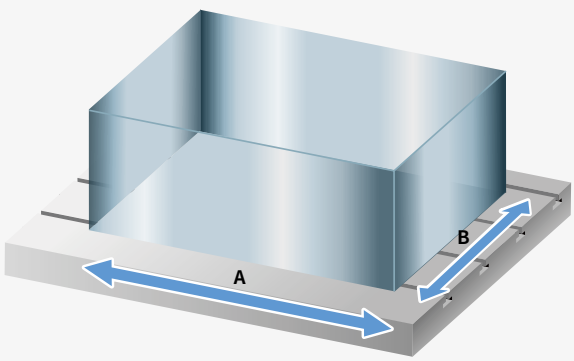

SPINDLE

Directly-coupled spindles have been adopted as a standard feature to further reduce vibration and noise while enhancing productivity, the working environment and machining accuracy. The dual contact tool system is used as standard for extra rigidity and reliability.

Max. spindle speed

8000 r/min ** Belt type*
{12000 OPTION} r/min ** Direct type*

Max. spindle motor power

18.5 {28 / 15.6 OPTION} kW
(24.8 {37.5 / 20.9} Hp)

Max. spindle motor torque

118 {159.3 / 165.5 OPTION} N·m
(87.1 {117.6 / 122.1} ft-lbs)

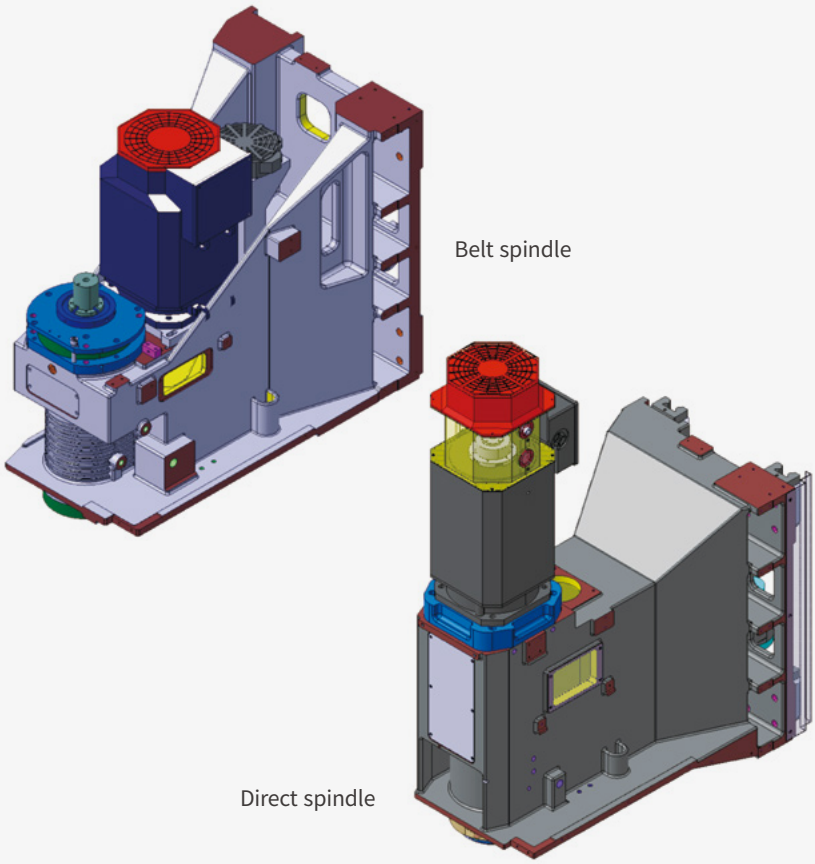

Belt spindle

Direct spindle

TOOL CHANGE SYSTEM

Higher productivity can be achieved with the CAM-type tool changer that has faster tool changing capability.

Tool storage capacity

30 {40 OPTION} ea

Tool to Tool

1.3 sec

Chip to Chip*

3.7 sec

** The Chip-to-Chip time has been tested in accordance with DN Solutions's strict testing conditions, but may vary depending on the user's operating conditions.*



STANDARD | OPTIONAL SPECIFICATIONS

A range of options is available to suit individual requirements.

Description	Features				DNM 750 II DNM 750L II
Spindle	FANUC	8000 r/min	Belt	18.5(S3 60%)/15(Cont.)	●
		12000 r/min	Direct	28(S3 25%)/11(Cont.)	○
				15.6(S3 40%)/15.6(Cont.)	○
	HEIDENHAIN	8000 r/min	Belt	32(S6-25%)/15(Cont.)	○
		12000 r/min	Direct	32(S6-25%)/15(Cont.)	○
	SIEMENS	8000 r/min	Belt	21.8 (S6-40%) / 16.3(Cont.)	○
		12000 r/min	Direct	16.5 (S6-40%) / 11.0(Cont.)	○
Spindle cooling system	FANUC	8000 r/min	Belt	18.5/15 kW (24.8/20.1 Hp)	●
		12000 r/min	Direct	28/11 kW (37.5/14.8 Hp)	●
				15.6/15.6 kW (20.9/20.9 Hp)	●
	HEIDENHAIN	8000 r/min	Belt	32/15 kW (42.9/20.1 Hp)	●
	SIEMENS	8000 r/min	Belt	21.8/16.3 kW (29.2/21.9 Hp)	●
		12000 r/min	Direct	16.5/11 kW (22.1/14.8 Hp)	●
Magazine	Tool storage capacity			30 ea	●
				40 ea	○
Tool shank type	BIG PLUS BT40				●
	BIG PLUS CAT40				○
	BIG PLUS DIN40				○
Coolant	Flood Max pressure 60Hz/50Hz (Pump motor power)			0.16/0.12 Mpa (0.4 kW)	●
				1.0/0.75 Mpa (1.1 kW)	○
	Inside flushing coolant Max pressure 60Hz/50Hz (Pump motor power)			1.0/0.75 Mpa (1.1 kW)	●
	TSC Max pressure 60Hz/50Hz (Pump motor power)			None	●
				2.0/1.9 Mpa (1.5 kW)	○
				2.0/1.3 Mpa (4.0 kW)	○
				2.0 Mpa (4.0 kW)	○
				3.0/3.0 Mpa (2.9 kW)	○
				7.0 MPa (7.5 kW)	○
	Shower Coolant Max pressure 60Hz/50Hz (Pump motor power)			0.1/0.065 Mpa (1.1 kW)	○
Chip disposal	Chip pan				●
	Chip conveyor			Hinged type (Left / Right / Rear)	○
				Magnetic scraper type (Left / Right / Rear)	○
				Drum filter type (Rear)	○
	Chip bucket				○
Precision machining option	Linear scale			X / Y / Z axis	○
	AICC II (200 block)				●
	Fine surface machining			Look-ahead block is Max.200 -AI contour control II+ -Smooth tolerance control+ -Jerk control	●
Measurement & Automation	Automatic tool measurement			TS27R	○
				OTS	○
	Automatic tool breakage detection				○
	Automatic workpiece measurement			OMP60	○
	Automatic front door with safety device				○
Accessories	WORK LIGHT			LED LAMP	●
	SMART THERMAL CONTROL			SENSORLESS TYPE(ONLY SPINDLE)	●
	AIR BLOWER			-	○
	AUTO TOOL LENGTH MEASUREMEMT	MAKER/SPEC.		RENISHAW / TS27R	○
				RENISHAW / OTS	○
	AUTO TOOL BREAKAGE DETECTION			SCHUBERT SYSTEM ELEKTRONIK GmbH / BK97 (NEEDLE TYPE IN CUTTING AREA)	○
	AUTO WORKPIECE MEASUREMENT			RENISHAW / OMP60	○
	4TH AXIS PREPARATION CABLING FOR SERVO/1-PNEUMATIC PIPING			FACTORY READY MADE	○
	AIR GUN			-	○
	Coolant gun				○
	Mist collector				○
Customized Special Option	ANCHORING(1)			SIDE CLAMP & CHEMICAL ANCHOR BOLT	○
	Water soluble Coolant Chiller(2)			-	○
	TSA(3)			0.54	○
	RAISING BLOCK			150mm	○
				200mm	○
				300mm	○
	CHIP CONVEYOR			HINGED PLATE TYPE LEFT SIDE	○
				MAGNETIC SCRAPER TYPE RIGHT SIDE	○
				MAGNETIC SCRAPER TYPE LEFT SIDE	○
				DRUM CHIP CONVEYOR WITH HINGED PLATE	○
				DRUM CHIP CONVEYOR WITH SCRAPER	○
				OUTLET DIRECTION - REAR SIDE TYPE	○
	20 BAR TSC with INVERTER			50Hz □ 60Hz	○
	MAGAZINE TOOL STORAGE CAPACITY			60T(CHAIN ATC)	○
	SERVO MAGAZINE			30T	○
				40T	○
	AEROSPACE PACKAGE			30K SPINDLE(HSK-63A)	○
				IMPROVED CHIP EVACUATION	○
	SPINDLE HEAD TYPE			11/18.5(S3 15%), 15,000 rpm, DIRECT TYPE	○
	AUTO TOOL LENGTH MEASUREMEMT			LTS	○
	AUTO TOOL BREAKAGE DETECTION			MSC/BK9(NEEDLE TYPE ON MAGAZINE)	○
	AUTO DOOR WITH SAFETY EDGE			-	○

※ Please contact your DN Solutions representative for detailed machine information.

● *Standard* ○ *Optional* X *N/A*

(1) Please refer to foundation drawing in relation to anchoring. If more detail information want, consult with DN Solutions service

(2) Technical consultation is mandatory for the chilling of non-water soluble coolant

(3) In case of TSC is not required and only TSA is needed, this option can be selected.

** When using a semi-synthetic type or synthetic type, contact our sales representative or service center in advance.*

⚠ Fire Safety Precautions

There is a high risk of fire when using non-water-soluble cutting fluids, processing flammable materials, neglecting the controlled and careful use of coolants and modifying the machine without the consent of the manufacturer. Always check the SAFETY GUIDELINES carefully before using the machine.

PERIPHERAL EQUIPMENT

Spindle and ball screw nut cooling system

The machines' cooling system helps minimize thermal displacement of the spindle and axes and features oil, that is cooled and is then circulated around the spindle head and ball screw nuts.

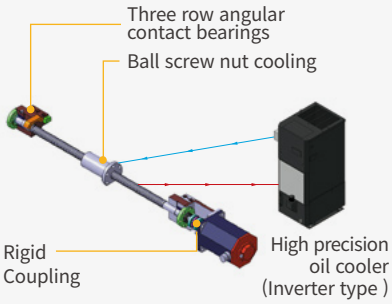

Chip conveyor OPTION


Long


Short


Needle


Sludge

Chip conveyor type \ Material		Carbon steel			Cast iron		Aluminium		
		Long	Short	Needle	Short	Sludge	Long	Short	Needle
Hinged belt type		○	△	X	△	X	○	△	X
Scrapper type	Normal	X	○	△	○	△	X	△	X
	Magnetic	X	○	○	○	○	-	-	-
Drum filter type	Hinged type	○	△	X	△	X	○	△	X
	Scrapper	X	○	△	○	△	X	○	△

○ : Suitable, △ : Possible, X : Not suitable

Measurement & Automation OPTION


Automatic tool measurement


Automatic workpiece measurement

Raised block OPTION

When the distance between the table top and the spindle nose needs to be extended, for example, to accommodate a fixture or rotary axis on the table, a raised block can be used.

Height

150 mm (5.9 inch)
200 mm (7.9 inch)
300 mm (11.8 inch)

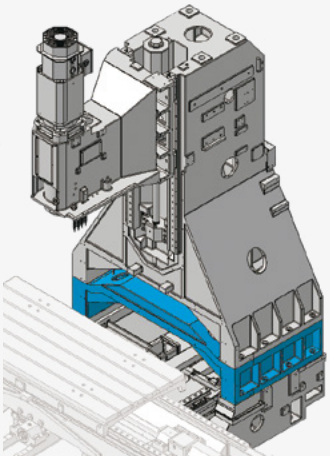

4th axis auxiliary device interface OPTION

Customers wishing to set up a rotary axis on the table to increase application flexibility are encouraged to contact DN Solutions in advance.

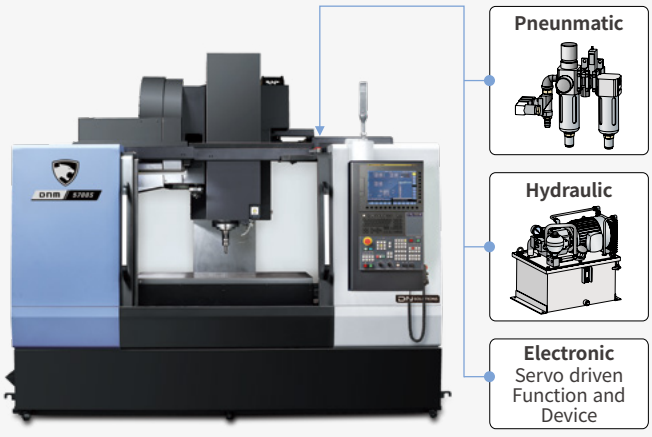

Hydraulic / Pneumatic fixture line OPTION

Customers should prepare pipelines for hydraulic/pneumatic fixtures whose detailed specifications should be determined and agreed through discussions with DN Solutions.

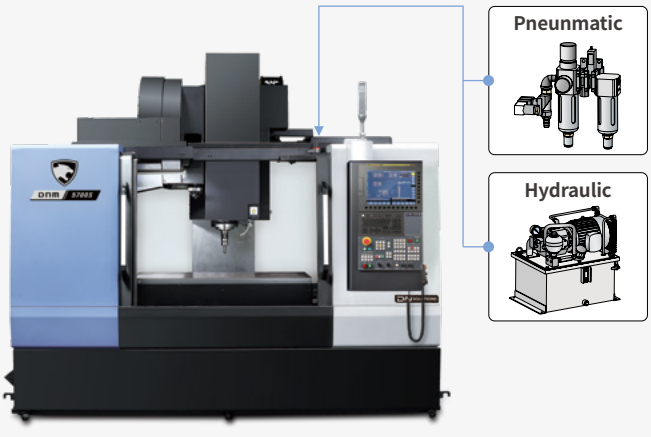

DN SOLUTIONS FANUC i PLUS

DN Solutions Fanuc i Plus maximizes customer productivity and convenience.



15 inch screen + New OP

DN Solutions Fanuc i Plus' operation panel enhances operating convenience by incorporating common-design buttons and layout, and features the Qwerty keyboard for fast and easy operation.

DN Solutions Fanuc i Plus

- 15-inch color display
- Intuitive and user-friendly design

USB and PCMCIA card QWERTY keyboard

- EZ-guide i standard
- Ergonimic operator panel
- 2MB Memory
- Hot key

iHMI touchscreen OPTION

iHMI provides an intuitive interface that uses a touchscreen for quick and easy operation.

Range of applications

Providing various applications related to planning, machining, improvement and utility, for customer convenience.



NUMERIC CONTROL SPECIFICATIONS

FANUC

Item		Specifications	DN Solutions Fanuc i (0i Plus) DNM 4digit
Controlled axis	Controlled axes		3 (X,Y,Z)
	Simultaneously controlled axes		4 axes
	Additional controlled Axis	Add 1 Axis (5th Axis)	●
Data input/output	Fast data server		○
	Memory card input/output		●
	USB memory input/output		●
	Large capacity memory(2GB)*2	Available Option only with 15” Touch LCD (iHMI Only) *2)	○
Interface function	Embedded Ethernet		●
	Fast Ethernet		○
	Enhanced Embedded Ethernet function		●
Operation	DNC operation	Included in RS232C interface.	●
	DNC operation with memory card		●
Program input	Workpiece coordinate system	G52 - G59	●
	Addition of workpiece coordinate system	G54.1 P1 X 48 (48 pairs)	●
	Tool number command		T4 digits
	Tilted working plane indexing command	G68.2 TWP	○
Feed function	AI contour control I	G5.1 Q_, 40 Blocks	X
	AI contour control II	G5.1 Q_, 200 Blocks	●
	AI contour control II	G5.1 Q_, 600 Blocks	X
	AI contour control II	G5.1 Q_, 1000 Blocks *1)	X
	High smooth TCP		X
Operation guidance function	EZ Guidei (Conversational Programming Solution)		●
	iHMI with Machining Cycle	Only with 15” Touch LCD standard *2)	X
	EZ Operation package		●
Setting and display	CNC screen dual display function		●
Network	FANUC MTConnect		✪
	FANUC OPC UA		✪
Others	Display unit	10.4" color LCD	X
		15" color LCD	X
		15" color LCD with Touch Panel	●
	Part program storage size & Number of registerable programs	640M(256KB)_500 programs	X
		1280M(512KB)_1000 programs	X
		2560M(1MB)_1000 programs	X
		5120M(2MB)_1000 programs	●
		10240M(4MB)_1000 programs	X
		20480M(8MB)_1000 programs	X
		2560M(1MB)_2000 programs	X
		5120M(2MB)_4000 programs	X
		10240M(4MB)_4000 programs	X
		20480M(8MB)_4000 programs	X

*1) The number of look-ahead blocks may be changed or limited depending on the peripheral device or the configuration of the internal NC system.
*2) Available Option only with Fanuc i plus iHMI

Network: FANUC MTConnect and FANUC OPC UA available.
● Standard ○ Optional X N/A ✪ Available

EZ WORK

The software developed by DN Solutions features numerous functions designed for convenience and ease of operation.

EZ WORK function

The EZ work delivers speed and efficiency. This menu-driven innovation not only helps customers reduce setup times, but also simplifies common tasks and procedures, reducing the potential for errors. EZ work reduces operating time, protects machinery, enhances quality and speeds up maintenance interventions.

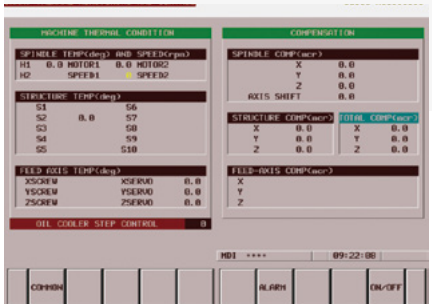

Thermal Compensation

A function to maintain high-precision machining quality by analyzing and correcting the amount of thermal displacement of a structure through a temperature sensor



M/G-Code List

Functional description of M code and G code

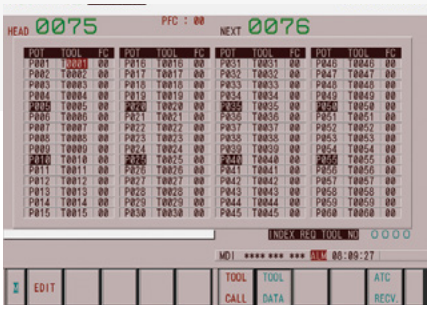

Tool Management

Function to manage tool information [Tool information / Tool No. / Tool condition (normal, large diameter, worn / damaged, used for therst time, manual) / Tool name]



Operation Rate

Machine operation history management function by date based on load

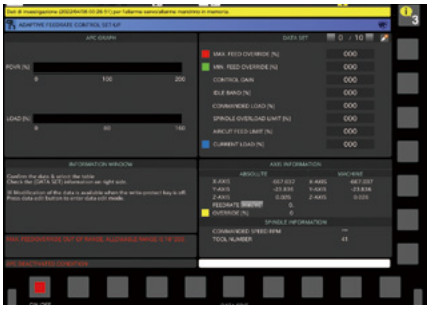

Adaptive Feed Control

Function to control feedrate so that the cutting can be carried out at a constant load (To adapt to the spindle load set up with constant load feedrate control function)

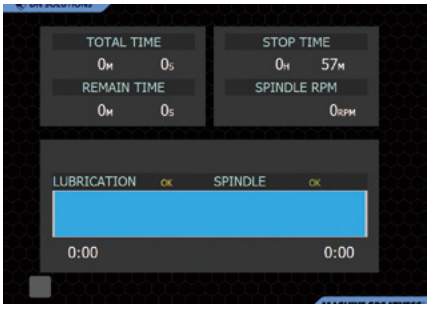

Spindle Warm Up

A function that assists spindle warm-up for spindle life when the spindle has not been used for a certain period of time



ATC Recovery

Function to view detailed info with recommended actions and to perform step-by-step operation manually (when an alarm is triggered during an ATC operation)

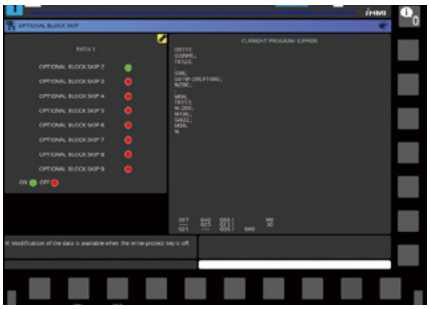

Addition of Optional Block Skip

In addition to the OPTIONAL BLOCK SKIP of the operation panel, the function to skip a specific block selected in the machining program

CONVENIENT OPERATION

HEIDENHAIN TNC620



Superior hardware specifications

The TNC 620 features optimized motion control, short block processing times and special control strategies. Together with its uniform digital design and its integrated digital drive control (including inverters), it enables you to achieve high machining speeds and the best possible contour accuracy.

- 15.6" display
- 21GB Storage memory
- 1024 look ahead blocks
- High user convenience with folder structure data management

Conversational convenient function

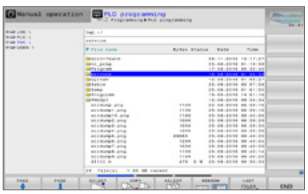

Data are controlled in the folder structure; convenient communication via USB devices



KinematicOpt & KinematicComp OPTION
(Touch probe cycle for automatic measurement)

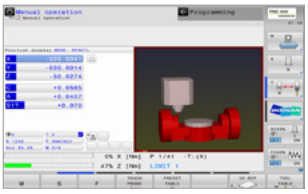

Collision protection system OPTION



Adaptive feed control OPTION

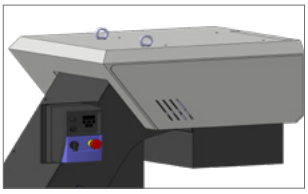

Various built-in pattern cycles for a wider scope of application (Software standard)

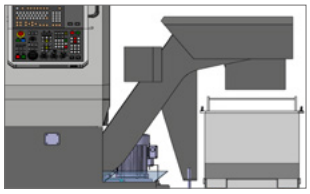

Graphic simulation

NUMERIC CONTROL SPECIFICATIONS

HEIDENHAIN

	Item	Specifications	TNC620 DNM
Controlled axis	Controlled axis		3 (X,Y,Z)
	Simultaneously controlled axis		4 axis
Data input/output	USB memory input/output		●
Interface function	Embedded ethernet		●
Feed function	Look-ahead	5000 blocks	●
Axis compensation	KinematicsOpt	Automatic measurement and optimization of machine kinematics	○
Collision monitoring	Dynamic collision monitoring (DCM)		X
Network	MTConnect		✪
Others	Display unit	15.1 inch TFT color flat panel	●
		15.1 inch TFT color with Touch Panel	○
		19 inch TFT color flat panel	○
		19 inch TFT color with Touch Panel	○
	Part program storage size & number of registerable programs	21GB	X
		1.8GB	●

● *Standard* ○ *Optional* *X N/A* ✪ *Available*

CONVENIENT OPERATION

Siemens S828D



15.6” screen + New OP

The newly-designed operation panel improves the customer convenience by incorporating and using common-design buttons and layouts, and includes the familiar QWERTY keyboard for fast and easy operation.

- 15.6" display
- 10MB high capacity user memory
- USB & ethernet (standard)
- QWERTY keyboard (standard)
- High-speed calculation and simulation can be fulfilled by improved processor functionality

Conversational convenient function

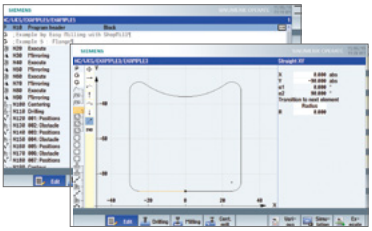

Shop Mill Part Programming

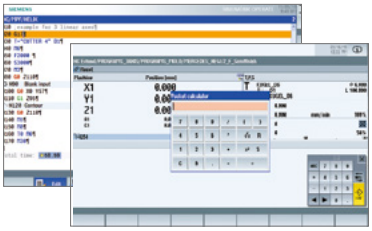

Smart function



Advanced program language programGUID

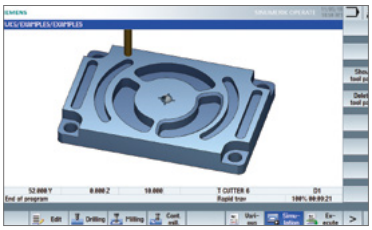

Simulation and machining contour monitoring

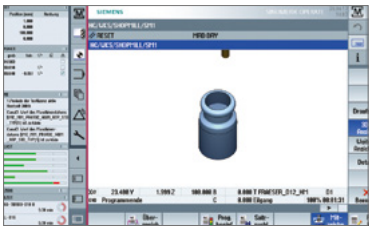

Side screen widget

NUMERIC CONTROL SPECIFICATIONS

SIEMENS

Item		Specifications	S828D DNM
Controlled axis	Controlled axes	-	3 axis
	Simultaneously controlled axes	-	3 axis
Data input/output	Memory card input/output	(Local drive)	X
	USB memory input/output		●
Interface function	Ethernet	(X130)	●
Operation	On network drive	(without EES option, Extcall)	○
	On USB storage medium, e.g. memory stick	(without EES option, Extcall)	●
Program input	Workpiece coordinate system	G54 - G57	●
	Addition of workpiece coordinate system	G505 - G599	●
Interpolation & Feed function	Advanced surface		●
	Top surface		○
	Look ahead number of block	S/W version 4.8	450
Programming & Editing function	3D simulation, finished part		●
	Simultaneous recording		●
	Measure kinematics		X
	DXF Reader for PC integrated in SINUMERIK Operate		○
Operation Guidance Function	ShopMill		●
	EZ Work		●
Setting and display	Operation via a VNC viewer		●
Network	MTConnect		✪
	OPCUA		○
Etc. function	15.6" color display with touch screen		●
	19" color display without touch screen		X
	21.5" color display with touch screen		X
	CNC user memory	10 MB	●
	Expansion by increments	2 ~ 12 MB	○
	Collision avoidance		X
	Collision avoidance ECO (machine, working area)		X

● *Standard* ○ *Optional* *X N/A* ✪ *Available*

POWER | TORQUE

FANUC

DNM 750 II , DNM 750L II

Max. spindle speed

8000 r/min

Max. spindle power

18.5 kW
(24.8 Hp)

Max. spindle torque

118 N·m
(87.1 ft-lbs)

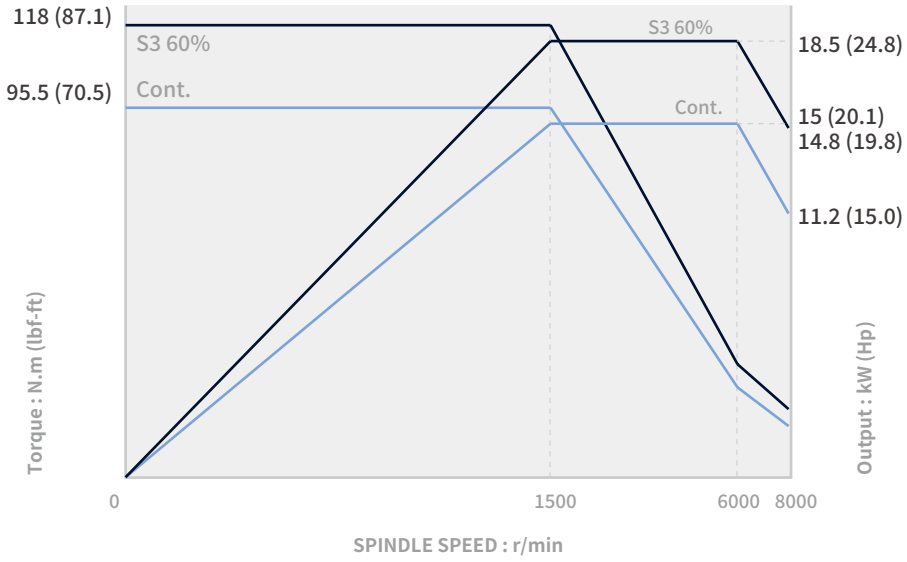

DNM 750 II , DNM 750L II OPTION

Max. spindle speed

12000 r/min

Max. spindle power

28 kW
(37.5 Hp)

Max. spindle torque

159.3 N·m
(117.6 ft-lbs)

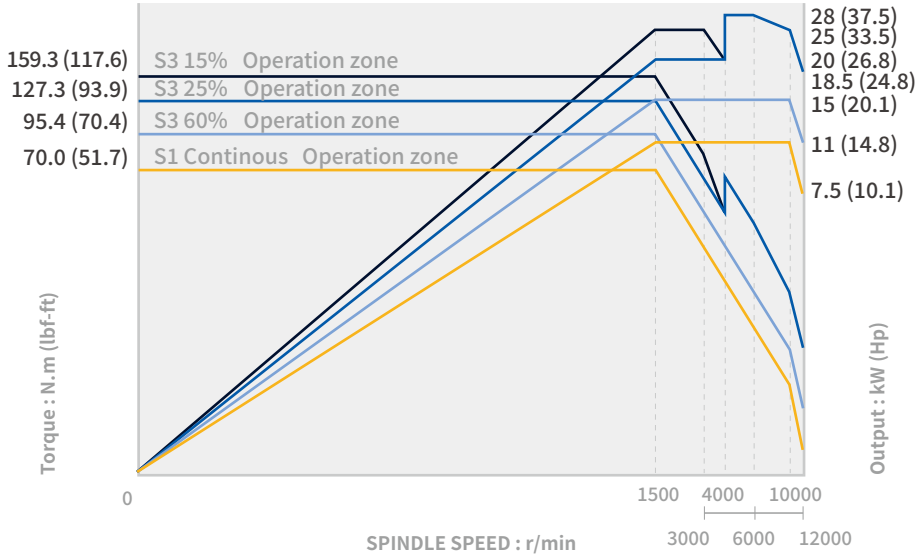

DNM 750 II , DNM 750L II OPTION

Max. spindle speed

12000 r/min

Max. spindle power

15.6 kW
(20.9 Hp)

Max. spindle torque

165.5 N·m
(122.1 ft-lbs)

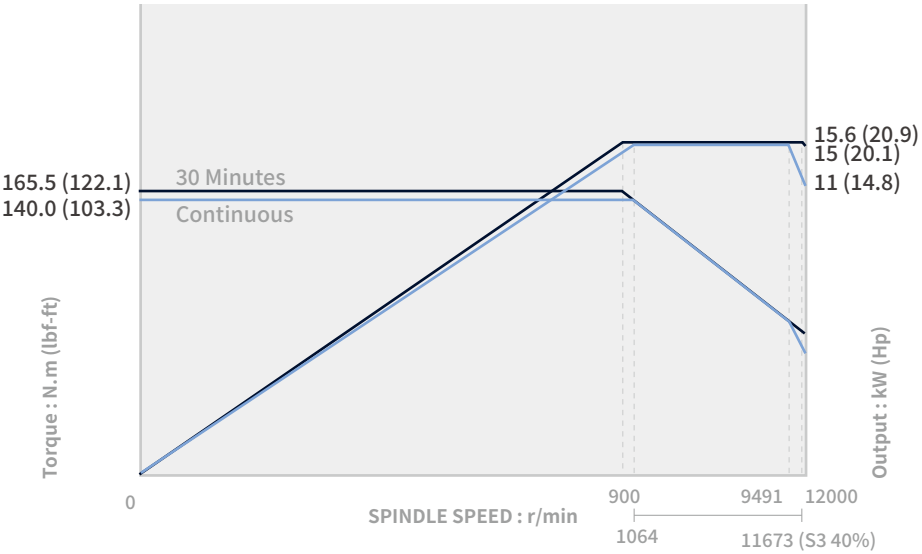

POWER | TORQUE

HEIDENHAIN • SIEMENS

HEIDENHAIN

Max. spindle speed
8000 r/min

Max. spindle power
32 kW
(42.9 Hp)

Max. spindle torque
203.7 N·m
(150.3 ft-lbs)

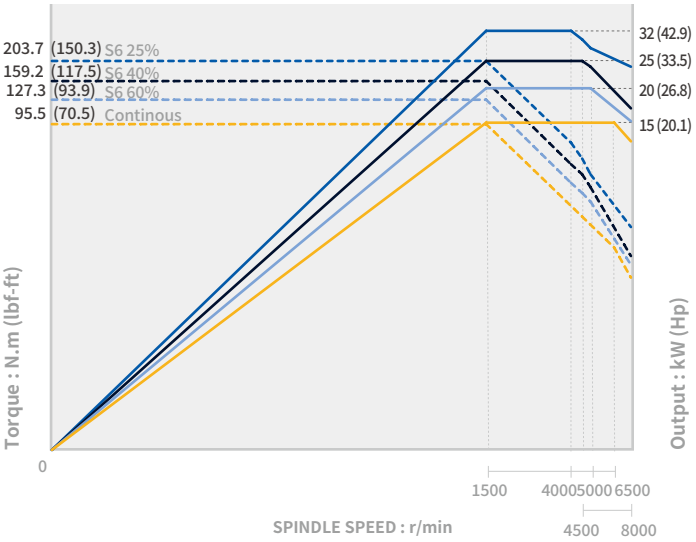

Max. spindle speed
12000 r/min OPTION

Max. spindle power
32 kW
(42.9 Hp)

Max. spindle torque
203.7 N·m
(150.3 ft-lbs)

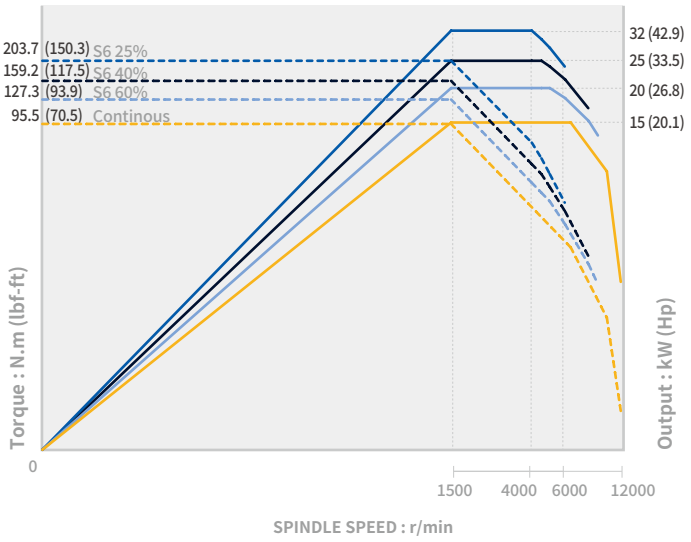

SIEMENS

Max. spindle speed
8000 r/min

Max. spindle power
21.8 kW
(29.2 Hp)

Max. spindle torque
150.1 N·m
(110.8 ft-lbs)

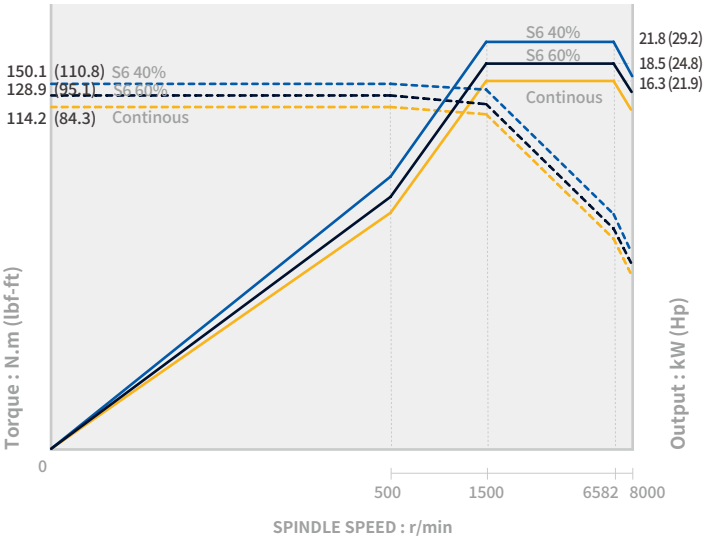

Max. spindle speed
12000 r/min OPTION

Max. spindle power
16.5 kW
(22.1 Hp)

Max. spindle torque
141.3 N·m
(104.3 ft-lbs)

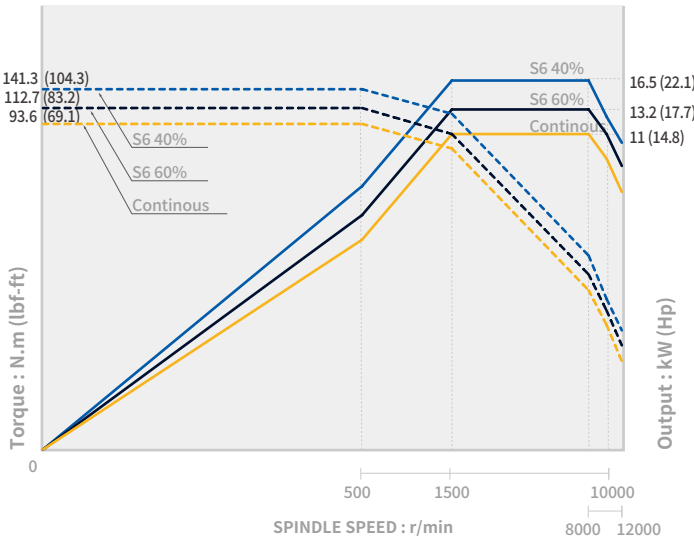

EXTERNAL DIMENSIONS

Units : mm (inch)

TOP

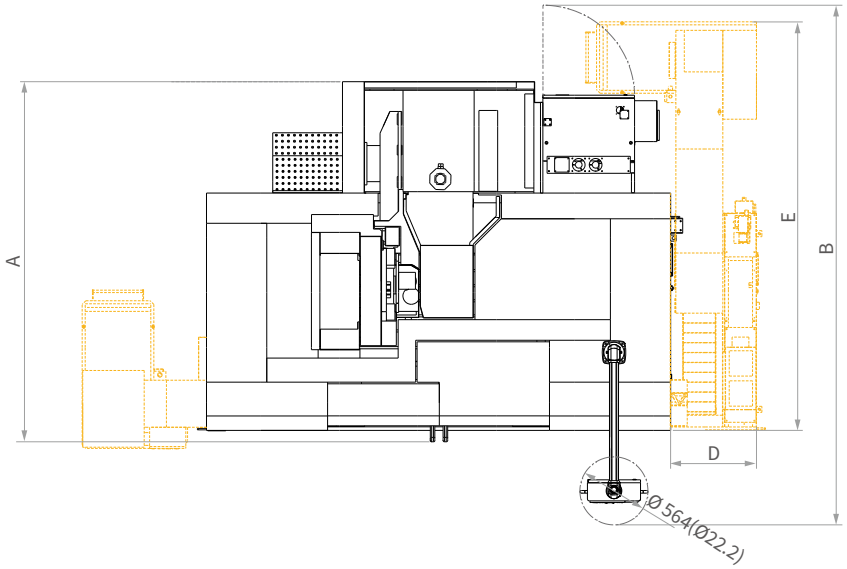

FRONT

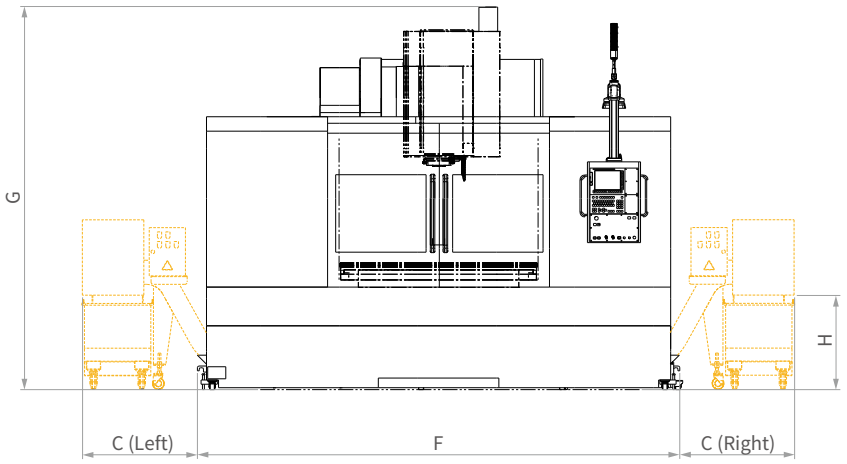

TABLE

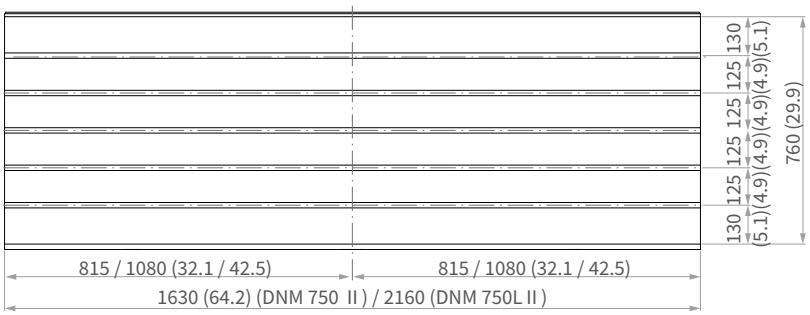

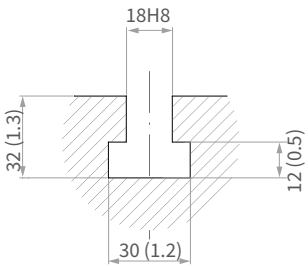

T-SLOT SECTION

Model	A (Length)	B (Max. machine length)	C (Additional width to accommodate the side chip conveyor)	D (Additional width to accommodate the rear chip conveyor)	E (Length to accommodate the rear chip conveyor)	F (Width)	G* (Height)	H (Height from the floor to the chip outlet)
DNM 750 II	2986 (117.6)	4309 (169.6)	Left & Right : 953 (37.5)	790 (31.1)	3390 (133.5)	4000 (157.5)	3170 / 3251 (124.8 / 128.0)	805 (31.7)
DNM 750L II	2986 (117.6)	4309 (169.6)	Left & Right : 953 (37.5)	790 (31.1)	3390 (133.5)	5050 (198.8)	3170 / 3251 (124.8 / 128.0)	805 (31.7)

** Some peripheral equipment can be placed in other places.*

** 8k spindle / 12k spindle*

MACHINE SPECIFICATIONS

Description				Unit	DNM 750 II	DNM 750L II
Travels	Travel distance	X axis		mm (inch)	1630 (64.2)	2160 (85.0)
		Y axis		mm (inch)	762 (30.0)	
		Z axis		mm (inch)	650 (25.6)	
	Distance from spindle nose to table top			mm (inch)	150 ~ 800 (5.9 ~ 31.5)	
Table	Table size			mm (inch)	1630 x 760 (64.2 x 29.9)	2160 x 760 (85.0 x 29.9)
	Table loading capacity			kg (lb)	1500 (3306.9)	1800 (3968.3)
	Table surface type			mm (inch)	T-SLOT [5-125 (4.9) x 18 (0.7)H8]	
Spindle	Max. spindle speed	FANUC	Direct	r/min	8000	
				r/min	{12000}*	
				r/min	{12000}*	
			Built in	r/min	{30000}*	
		HEIDENHAIN	Belt	r/min	8000	
			Direct	r/min	{12000}*	
		SIEMENS	Belt	r/min	8000	
			Direct	r/min	{12000}*	
	Taper			-	ISO #40	
	Spindle power	FANUC	Direct	kW (Hp)	18.5/15 (24.8/20.1)	
				kW (Hp)	{28/11 (37.5/14.8)}*	
				kW (Hp)	{15.6/15.6 (20.9/20.9)}*	
		HEIDENHAIN	Belt	kW (Hp)	32/15 (42.9/20.1)	
			Direct	kW (Hp)	{32/15 (42.9/20.1)}*	
		SIEMENS	Belt	kW (Hp)	21.8/16.3 (29.2/21.9)	
			Direct	kW (Hp)	{16.5/11 (22.1/14.8)}*	
	Max. spindle torque	FANUC	Direct	N·m (ft-lbs)	118 (87.1)	
				N·m (ft-lbs)	{159.1 (117.4)}*	
				N·m (ft-lbs)	{165.5 (122.1)}*	
		HEIDENHAIN	Belt	N·m (ft-lbs)	203.7 (150.3)	
			Direct	N·m (ft-lbs)	{203.7 (150.3)}*	
		SIEMENS	Belt	N·m (ft-lbs)	150.1 (110.8)	
			Direct	N·m (ft-lbs)	{141.3 (104.3)}*	
Feedrates	Rapid traverse rate	X axis		m/min (ipm)	30 (1181.1)	24 (944.9)
		Y axis		m/min (ipm)	30 (1181.1)	24 (944.9)
		Z axis		m/min (ipm)	24 (944.9)	24 (944.9)
Automatic Tool Changer	Type of tool shank	Tool shank		-	BT 40 {CAT40/DIN40}*	
		Pull stud		-	PS806	
	Tool storage capa.			ea	30 {40}*	
	Max. tool diameter	Continous		mm (inch)	80 (3.1) {76 (3.0)}*	
		Without Adjacent Tools		mm (inch)	125 (4.9)	
	Max. tool length			mm (inch)	300 (11.8)	
	Max. tool weight			kg (lb)	8 (17.6)	
	Max. tool moment			N·m (ft-lbs)	5.88 (4.3)	
	Tool seletion			-	MEMORY RANDOM	
	Tool change time	Tool-to-tool		sec	1.3 | 1.6	
		Chip-to-chip		sec	3.7 | 4.0	
Power source	Electric power supply (Rated capacity)			kVA	40.00 / 37.50 / 43.30	
	Compressed air supply			Mpa	0.54	
Tank capacity	Coolant tank capacity			L (gal)	520 (137.4)	520 (114)
Machine Dimensions	Height			mm (inch)	3170 (124.8)	
	Length			mm (inch)	3480 (137.0)	
	Width			mm (inch)	3850 (151.6)	4900 (192.9)
	Weight			kg (lb)	13500 (531.5)	15000 (590.6)
Control	CNC system			-	DN Solutions Fanuc i Plus / SIEMENS S828D / HEIDENHAIN TNC620	

*{ } : Option

DN SOLUTIONS

dn-solutions.com

Head Office

19F, 10, Tongil-ro, Jung-gu, Seoul,
Republic of Korea, 04527

Tel: +82-2-6972-0370
Fax: +82-2-6972-0400

DN Solutions America

360 E State PKWY,
Schaumburg, IL. 60173,
United states

Tel: +1-315-265-7500

DN Solutions Europe

Emdener Strasse 24, D-41540
Dormagen, Germany

Tel: +49-2133-5067-100
Fax: +49-2133-5067-111

DN Solutions (India) Private Limited.

Plot No. 137, Devanahalli General
Industrial Area (KIADB), ACIL,
Kundana and Kasaba Area,
Devanahalli, Bengaluru Rural – 562110.
Karnataka, INDIA.

Email: info.india@dncompany.com

DN Solutions China

Room 101,201,301,
Building 39 Xinzhuan Highway
No.258 Songjiang District
China Shanghai (201612)

Tel: +86 21-5445-1155
Fax: +86 21-6405-1472

DN Solutions Vietnam

M.O.R.E building 2F, 40A-40B Ut
Tich Street, 04 Ward 04,
District Tan Binh District,
Ho Chi Minh City, Vietnam

Tel: +84 28-7304-0163

DN Solutions Mexico

Avenida Parque Bicentenario
#100 Nave M65L3-6,
Fraccionamiento San Isidro
Business Park,
Santa Rosa Jauregui,
Querétaro, México

E-mail: efrain.figueroa@
dncompany.com

Sales inquiry

sales@dncompany.com

** For more details, please contact DN Solutions.*
** Specifications and information contained within this catalogue may be changed without prior notice.*

ver. EN 260615 SU